

Team Pre-Game Instructions and Walkthrough- Printing a Game Card

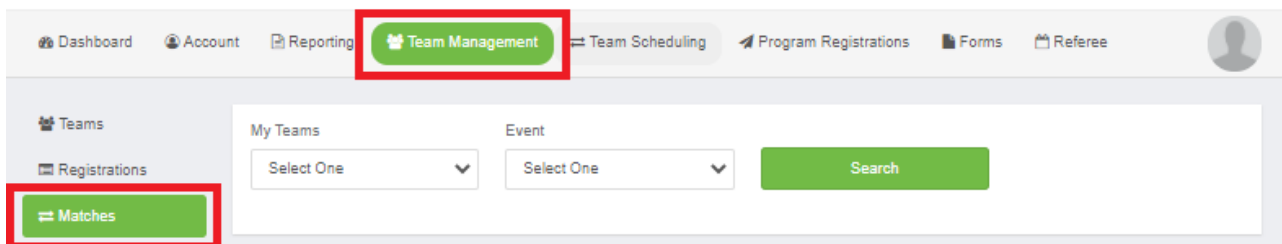
(all information is subject to change 4/4/2022)




This guide contains the steps that teams must follow leading up to a game. **Access to the team as coach/manager is required. Game cards cannot be printed by club admins.** If you are a club admin and want to print the game card, please add yourself as coach/manager to the team using the walkthrough on the Conference website and come back to this walkthrough. If you have any questions after going through this process, please email Bryan Flanagan (bflanagan@usyouthsoccer.org).


PRE-GAME: Printing the GotSport Game Card

1. [Click here](#) to login to your account.
2. Click on Team Management.
3. Click on Matches on the left menu.



4. Use the filters if needed to narrow your search based on your teams and events.
5. After filtering to your schedule, locate the game in question and click the  icon next to the game.

Matches

Conference	Sat	07:00			USYS Red name change		USYS Blue B13U Premier	Please Submit Schedule	
Conference	Sun	11:00	Anderson Park - Troha Field - Troha Field 1		USYS Blue		USYS Red name change	B13U Premier	

6. In the menu that appears, click the "Print Match Card" option. In the resulting pop-up, choose Standard and click Export.
 - a. DO NOT CHOOSE THE PHOTO OPTION. THIS IS NOT THE VERSION NEEDED FOR CONFERENCE GAMES.
7. Print the game card that opens in a new tab and bring this to the fields, along with your player passes and your state official roster.
8. Once at the fields, you will need to put a line through any player that is not playing in the match to ensure your match day squad is no more than 18 players.
 - a. Any players or coaches that are ineligible to play or coach due to a red card in the previous game **MUST** be crossed out on the game card to serve as proof that they served the automatic one-game suspension. Player name write ins on the game card are **NOT permitted under any circumstances.**

9. Meet up with the opposition team prior to the match to consolidate Game Cards. Coaches should destroy the duplicate Game Card. Social distancing and wearing of masks should be respected by all due to COVID. Present this Game Card to the match officials.
10. Player cards should be shown to the referee during check in then placed by the referee bag at the half line upon completion of check in.