

Team Post-Game Instructions and Walkthrough- Entering Scores

(all information is subject to change)

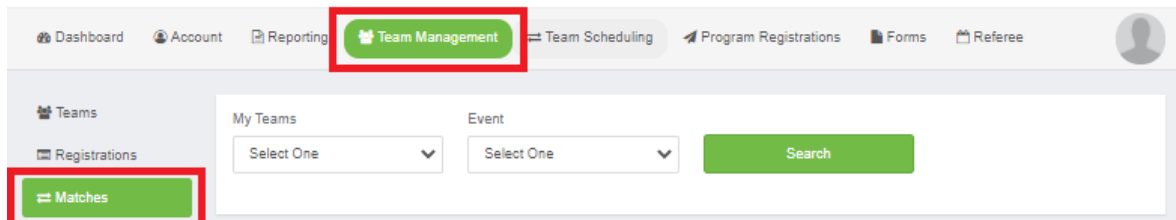



This guide contains the steps that teams must follow after a game has been played. **Access to the team as coach/manager is required. This information cannot be entered by a club admin.** If you are a club admin and want to enter the score or upload a game card please add yourself as coach/manager to the team using the walkthrough on the Conference website and come back to this walkthrough. If you have any questions after going through this process, please email Matt Dellaria (mdellaria@usyouthsoccer.org).

POST-GAME: Entering the score and red cards, uploading the game card,





Scores MUST be entered into the system before leaving the facility. The Event PIN is 2324. After the game has completed, officials from both teams must take a picture of the completed signed game card and then sign into GotSport to complete tasks. The first one to sign in will see that the score has not been updated yet and should immediately enter the score, enter any red cards, and upload a picture of the completed game card. If you sign in and see that the score has been updated, simply make sure the score was entered correctly, any red cards were recorded, and that the picture of the game card was uploaded. This MUST be done before leaving the facility.

1. [Click here](#) to login to your account.
2. Click on Team Management.
3. Click on Matches on the left menu.



4. Use the filters if needed to narrow your search based on your teams and events.
5. After filtering to your schedule, locate the game in question and click the  icon next to the game.
6. In the menu that appears, click the "Match Stats" option.

Matches

Conference	Sat	07:00		 USYS Red	 USYS Blue	B13U Premier	Please Submit Schedule	
	01/09/2021	EST		name change				
Conference	Sun	11:00	Anderson Park - Troha Field - Troha Field 1	 USYS Blue	 USYS Red	B13U Premier	Match Stats	
	02/28/2021	EST			name change		Home Bulk Match Stats	
							Away Bulk Match Stats	

7. In the resulting pop-up, enter the score in the far-right column.

8. Below the two team names on the left side of the page, there is a “Choose File” button. Click this button and upload a picture of the game card and click Save in the pop-up.

Team	Yellow	Red	Injury	Best XI	Other	Score
Midwest Conference USYS Blue (A)	Yellow	Red	Injury	Best XI	Other	3
Midwest Conference USYS Red name change (H)	Yellow	Red	Injury	Best XI	Other	2

Choose File No file chosen

Save

9. Once you have clicked Save, the pop-up will close.

10. After entering the score, recording discipline, and uploading the game card, you may close your browser.